

SUBMITTAL DATA: MSZ-GL09NA-U1 & MUZ-GL09NAH-U2
9,000 BTU/H WALL-MOUNTED HEAT PUMP SYSTEM

Job Name:	Location:	Date:
Purchaser:	Engineer:	
Submitted to:	For <input type="checkbox"/> Reference <input type="checkbox"/> Approval <input type="checkbox"/> Construction	
System Designation:	Schedule No.:	



Wireless Remote Controller

ACCESSORIES:

Indoor Unit

Anti-Allergy Enzyme Filter (MAC-408FT-E)

Outdoor Unit

Windscreens (ME-FR-15-17)

Controls

- Wireless Controller (MHK1)
- Wired Remote Controller PAR-40MAA (Requires MAC-334IF-E)
- Thermostat Interface (PAC-US444CN-1)

Note: Mitsubishi Electric (MESCA) supports the use of only MESCA supplied and approved Snow Guard / Wind Deflectors / Windscreens and accessories for proper functioning of the unit(s). Use of non-MESCA supported Snow Guard / Wind Deflectors / Windscreens and accessories will affect warranty coverage.

SPECIFICATIONS:

Rated Conditions (Capacity / Input)		
Cooling ¹	Btu/h / W	9,000 / 585
Heating at 47° F ²	Btu/h / W	10,900 / 720

Capacity Range		Minimum	Maximum
Cooling ¹	Btu/h	3,600	12,200
Heating at 47° F ²	Btu/h	4,500	14,100
Heating at 17° F ³	Btu/h	-	9,400
Heating at 5° F ⁴	Btu/h	-	7,600

¹ Cooling | Indoor: 80° F (27° C) DB / 67° F (19° C) WB; Outdoor: 95° F (35° C) DB / 75° F (24° C) WB
² Heating at 47° F | Indoor: 70° F (21° C) DB / 60° F (16° C) WB; Outdoor: 47° F (8° C) DB / 43° F (6° C) WB
³ Heating at 17° F | Indoor: 70° F (21° C) DB / 60° F (16° C) WB; Outdoor: 17° F (-8° C) DB / 15° F (-9° C) WB
⁴ Heating at 5° F | Indoor: 70° F (21° C) DB / 60° F (16° C) WB; Outdoor: 5° F (-15° C) DB / 5° F (-15° C) WB
 * Rating Conditions per AHRI Standard:

Operating Conditions (Indoor Intake Air Temp.) (Max./ Min.)	
Cooling ²	90° F (32° C) DB / 67° F (19° C) DB
Heating	80° F (27° C) DB / 70° F (21° C) DB

Operating Conditions (Outdoor Intake Air Temp.) (Max./ Min.)	
Cooling ⁵	115 F (46° C) DB / 14° F (-10° C) DB
Heating	75° F (24° C) DB / -4° F (-20° C) DB

⁵ Applications should be restricted to comfort cooling only; equipment cooling applications are not recommended for low ambient temperature conditions.

AHRI Efficiency Ratings	
SEER / HSPF / EER	24.6 / 11.8 / 15.4
COP at 47° F / 17° F	4.44 / 3.3

Energy Star®	Yes
---------------------	-----

ENERGY STAR products are third-party certified by an EPA-recognized Certification Body.

Electrical Power Requirements	208 / 230V, 1-Phase, 60 Hz
--------------------------------------	----------------------------

Minimum Circuit Ampacity (MCA) *		
Indoor / Outdoor (RBS)	A	1 / 9 (15A - Recommended Breaker Size)

*** All electrical work shall comply with National (CEC) and local codes and regulations.**

Indoor Unit		
Blower Motor (ECM)	F.L.A.	0.76
Blower Motor Output	W	30
SHF / Moisture Removal		0.820 / 1.5 pt./h
Field Drainpipe Size O.D.	In.(mm)	5/8 (15)

Outdoor Unit		
Compressor		DC INVERTER-driven Twin Rotary
Fan Motor (ECM)	F.L.A.	0.76

Airflow Rate (Quiet - Lo - Med - Hi - Super Hi)			
Indoor (Cooling)	DRY	CFM	145-170-237-321-399
	WET		109-134-201-286-364
Indoor (Heating)	DRY		145-170-237-321-406
			1,229 / 1,172

Sound Pressure Level (Quiet - Lo - Med - Hi - Super Hi)			
Indoor	Cooling	dB(A)	19-22-30-37-43
	Heating		19-22-30-37-43
Outdoor	Cooling		48
	Heating		50

External Dimensions		
Indoor (H x W x D)	In.(mm)	11-5/8 x 31-7/16 x 9-1/8 (295 x 798 x 232)
Outdoor (H x W x D)		21-5/8 x 31-1/2 x 11-1/4 (550 x 800 x 285)

Net Weight		
Indoor	Lbs.(kg)	22 (10)
Outdoor		81 (37)

External Finish	
Indoor	Munsell 1.0Y 9.2 / 0.2
Outdoor	Munsell No. 3Y 7.8 / 1.1

Refrigerant	R410A; 2 lb. 9 oz.
--------------------	--------------------

Refrigerant Piping (Flared)		
Liquid (High Pressure)	In.(mm)	1/4 (6.35)
Gas (Low Pressure)		3/8 (9.52)
Max. Total Refrigerant Pipe Length (Height Diff.)	Ft. (m)	40 (12)
Max. Total Refrigerant Pipe Length (Length.)		65 (20)

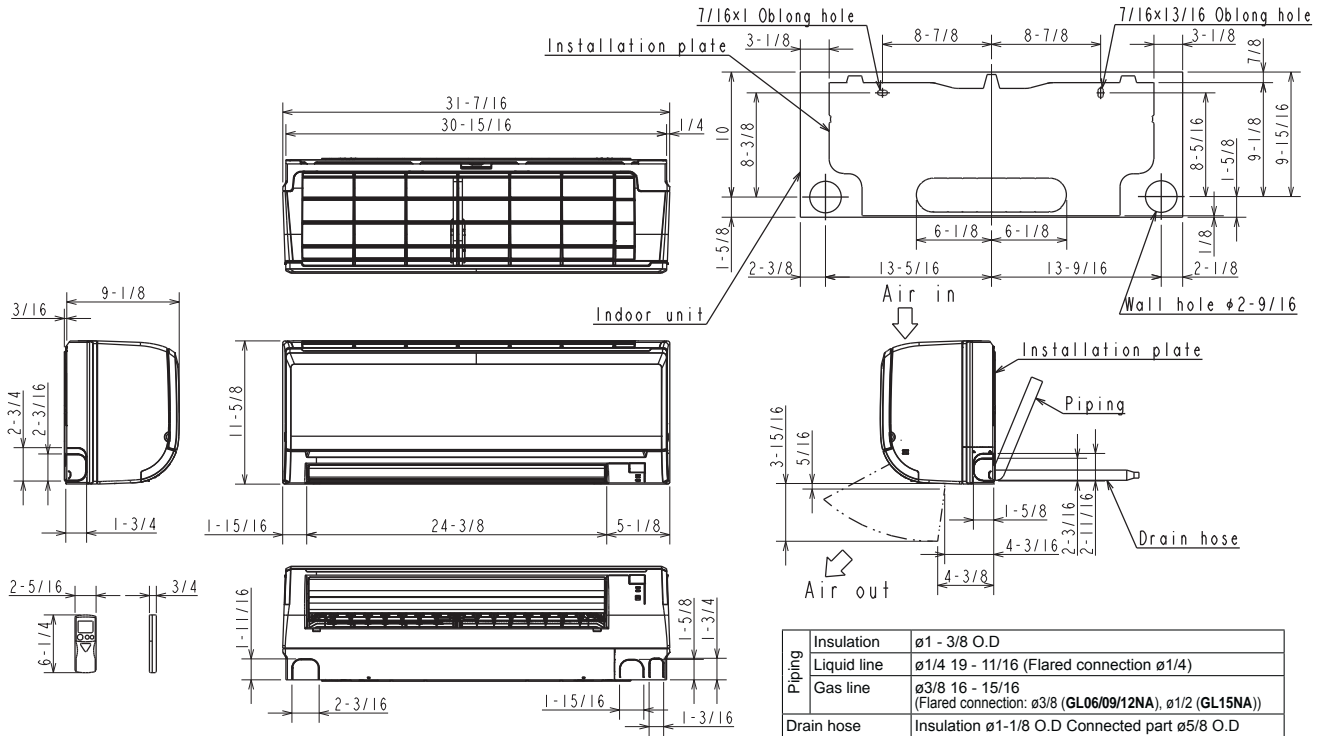
Should this document be altered or changed without MESCA's permission, it becomes null and void. MESCA assumes no responsibility for any consequences in such cases.

Specifications are subject to change without notice

DIMENSIONS: MSZ-GL09NA-U1 & MUZ-GL09NAH-U2

MSZ-GL09NA-U1

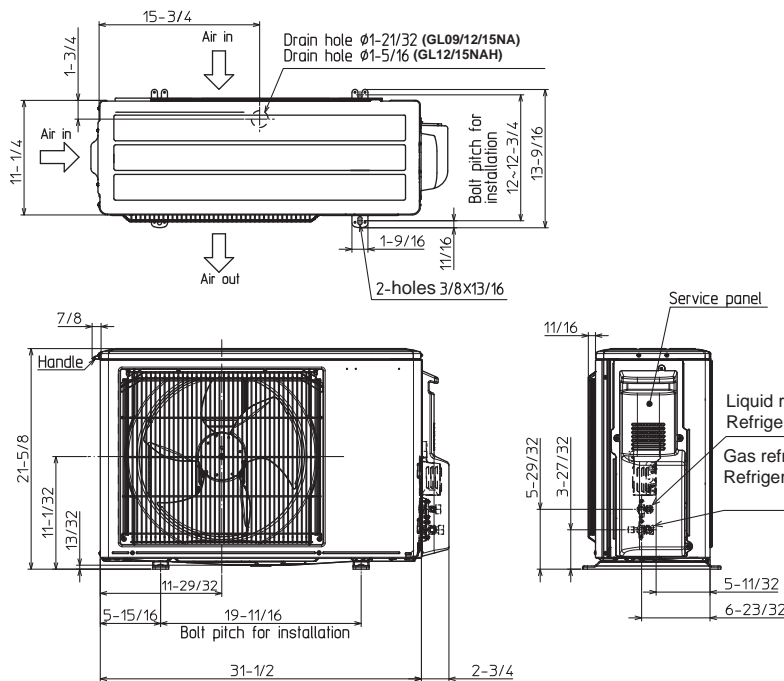
Unit: in. (mm)



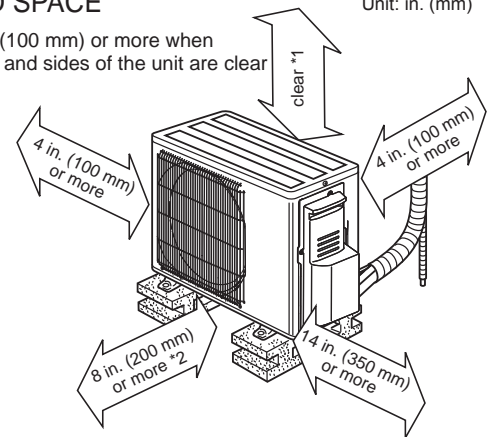
MUZ-GL09NAH-U1

REQUIRED SPACE


Unit: in. (mm)



*1 4 in. (100 mm) or more when front and sides of the unit are clear



*2 When any 2 sides of left, right and rear of the unit are clear



for a greener tomorrow

